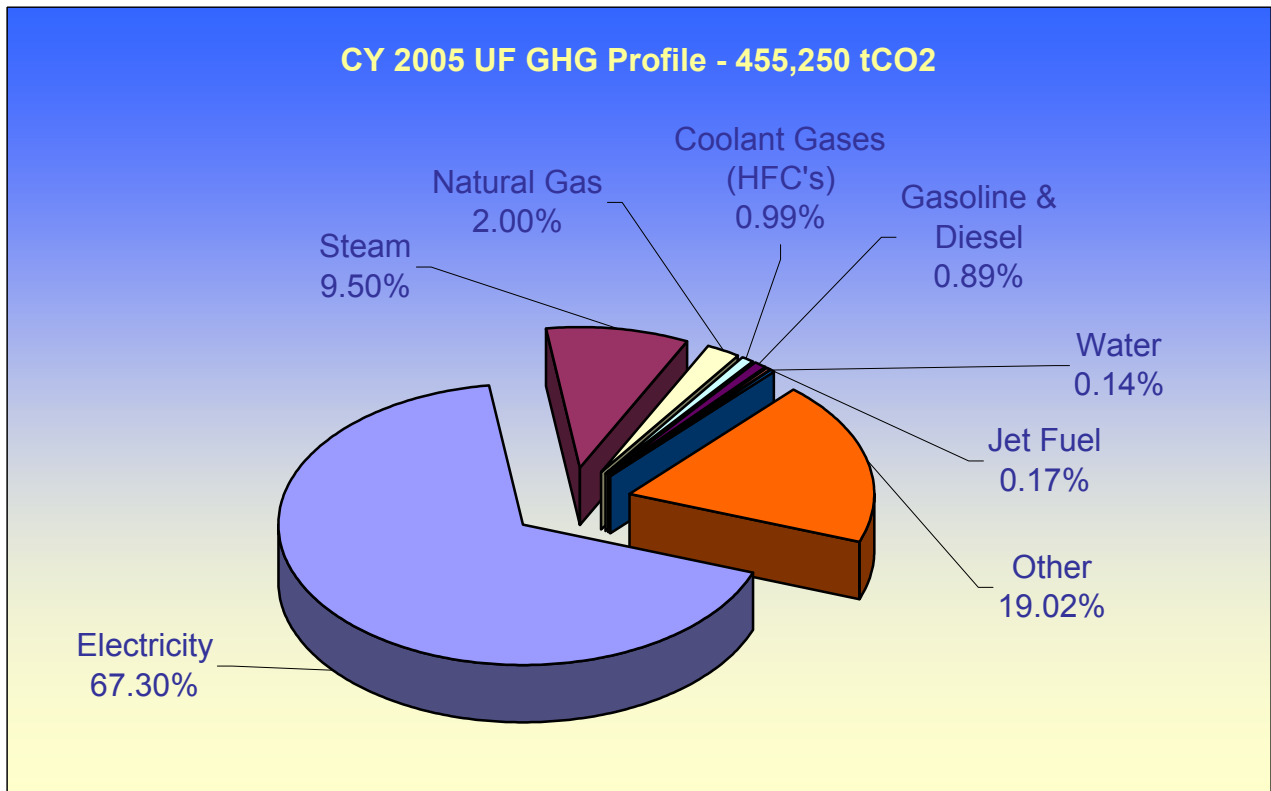
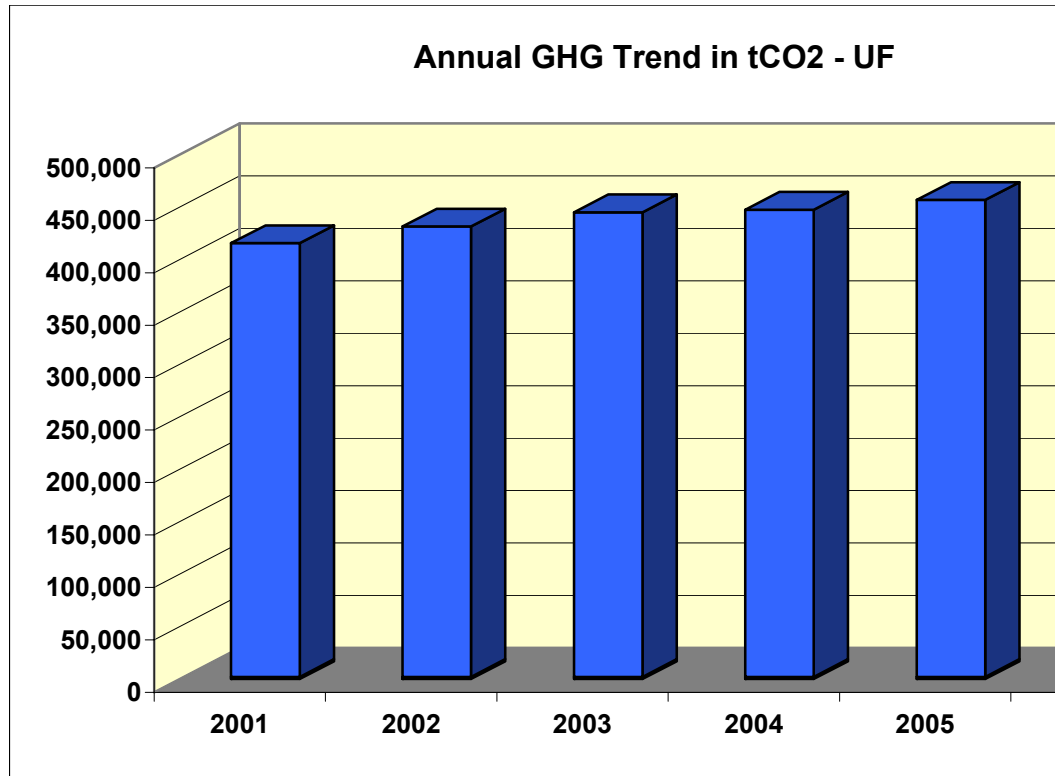
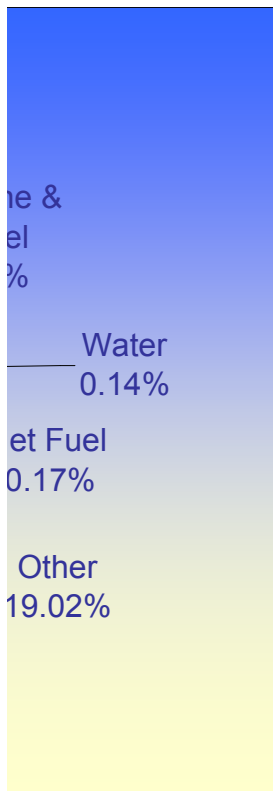


Year	Gross Square Feet	tCO2 totals		
		Electricity	Steam	Natural Gas
2001	17,468,077	264,868	43,517	8,943
2002	17,468,077	280,905	45,804	8,560
2003	16,831,523	291,655	45,472	10,308
2004	17,453,367	294,823	44,953	9,978
2005	17,436,606	306,515	43,248	9,101
2006	17,436,606	209,037	24,115	8,495



Coolant Gases (HFC's)	Gasoline & Diesel	Jet Fuel	Water	Other	GHG Total
4,489	3,677	601	767	86,604	413,466
4,489	2,463	331	598	86,604	429,754
4,489	3,835	544	629	86,604	443,535
4,489	3,953	662	630	86,604	446,092
4,489	4,068	782	623	86,604	455,430
4,489	3,228		448	86,604	336,417
					504625.5



Diesel	Gasoline
681	2,996
521	1,941
816	3,018
816	3,136
901	3,167
661	2,568

1.101494

